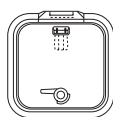


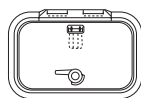
## Panneaux Ocean

Avec sa ligne classique, le panneau Ocean est installé sur des milliers de bateaux dans le monde. Sa construction robuste offre la protection ultime contre les éléments, quelles que soient les conditions que vous pouvez rencontrer.

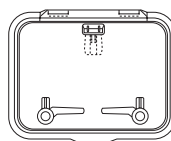
- Les charnières à friction maintiennent l'ouvrant dans n'importe quelle position jusqu'à 95 °
- Cadre en aluminium anodisé résistant à la corrosion
- Gamme complète de pièces détachées sur [www.lewmar.com](http://www.lewmar.com)



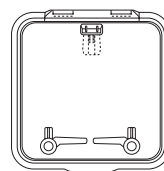
Size 10



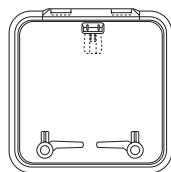
Size 20



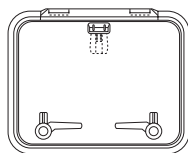
Size 30



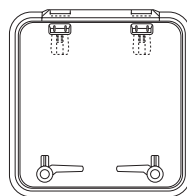
Size 40



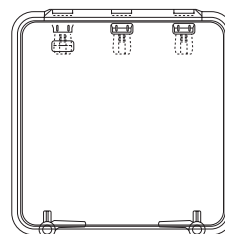
Size 44'



Size 50



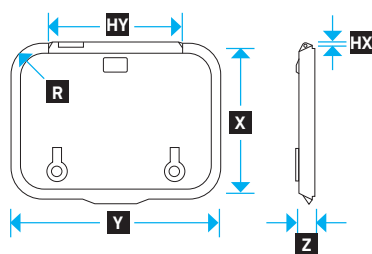
Size 60



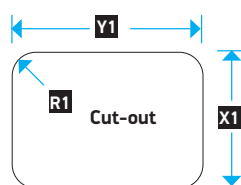
Size 70

<sup>1</sup> Taille minimum pour issue de secours ISO 9094

### Dimensions



### Découpe



Profilé avec rebord de 25mm



Profilé sans rebord

PART NUMBER	Size	LOWER FRAME	OVERALL DIMENSIONS								CUT-OUT DIMENSIONS Change if Trimkits are used						HATCH WEIGHT	ACRYLIC WINDOW THICKNESS						
			X LENGTH		Y WIDTH		Z HEIGHT		R RADII		HX HINGE LENGTH		HY HINGE WIDTH		X1 LENGTH			Y1 WIDTH		R1 RADII		kg	lb	mm
39610050	10	Flat Base	324	12 3/4	324	12 3/4	39.5	1 9/16	75	2 15/16	5	3/16	138	5 7/16	255	10 1/16	255	10 1/16	40	1 9/16	2.26	5.77	10	3/8
39610070	10	Flange	324	12 3/4	324	12 3/4	39.5	1 9/16	75	2 15/16	5	3/16	138	5 7/16	260	10 1/4	260	10 1/4	42.5	1 11/16				
39620050	20	Flat Base	266	10 1/2	411	16 3/16	39.5	1 9/16	69	2 11/16	5	3/16	225	8 7/8	197	7 3/4	342	13 7/16	34	1 5/16	2.74	6.04	10	3/8
39620070	20	Flange	266	10 1/2	411	16 3/16	39.5	1 9/16	69	2 11/16	5	3/16	225	8 7/8	202	7 15/16	347	13 11/16	36.5	1 7/16				
39630050	30	Flat Base	391	15 3/8	521	20 1/2	39.5	1 9/16	75	2 15/16	5	3/16	335	13 3/16	322	12 11/16	452	17 13/16	40	1 9/16	4.5	9.9	10	3/8
39630070	30	Flange	391	15 3/8	521	20 1/2	39.5	1 9/16	75	2 15/16	5	3/16	335	13 3/16	327	12 7/8	457	18	42.5	1 11/16				
39640050	40	Flat Base	485	19 1/8	485	19 1/8	39.5	1 9/16	75	2 15/16	5	3/16	299	11 3/4	416	16 3/8	416	16 3/8	40	1 9/16	4.76	10.5	10	3/8
39640070	40	Flange	485	19 1/8	485	19 1/8	39.5	1 9/16	75	2 15/16	5	3/16	299	11 3/4	421	16 9/16	421	16 9/16	42.5	1 11/16				
39644050	44	Flat Base	509	20 1/16	509	20 1/16	43	1 11/16	76	3	4	3/16	302	11 7/8	437	17 3/16	437	17 3/16	40	1 9/16	5	11	12	1/2
39644070	44	Flange	509	20 1/16	509	20 1/16	43	1 11/16	76	3	4	3/16	302	11 7/8	442	17 3/8	442	17 3/8	42.5	1 11/16				
39650050	50	Flat Base	444	17 1/2	574	22 5/8	43	1 11/16	76	3	4	3/16	367	14 7/16	372	14 5/8	502	19 3/4	40	1 9/16	7.3	16.1	12	1/2
39650070	50	Flange	444	17 1/2	574	22 5/8	43	1 11/16	76	3	4	3/16	367	14 7/16	377	14 13/16	507	19 15/16	42.5	1 11/16				
39660050	60	Flat Base	574	22 5/8	574	22 5/8	43	1 11/16	76	3	4	3/16	367	14 7/16	502	19 3/4	502	19 3/4	40	1 9/16	8	17.6	12	1/2
39660070	60	Flange	574	22 5/8	574	22 5/8	43	1 11/16	76	3	4	3/16	367	14 7/16	507	19 15/16	507	19 15/16	42.5	1 11/16				
39670050	70	Flat Base	694	27 5/16	694	27 5/16	43	1 11/16	76	3	4	3/16	487	19 3/16	622	24 1/2	622	24 1/2	40	1 9/16	10.8	23.8	12	1/2
39670070	70	Flange	694	27 5/16	694	27 5/16	43	1 11/16	76	3	4	3/16	487	19 3/16	627	24 11/16	627	24 11/16	42.5	1 11/16				