

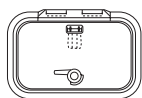
# Boccaporti Ocean

Con il suo aspetto classico e robusto, Ocean è la scelta preferita di moltissimi cantieri nel mondo. Una realizzazione che non bada al peso o all'estetica ma solo alla funzionalità e resistenza.

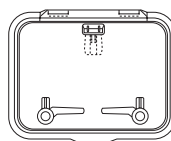
- Le frizioni mantengono il portello in posizione fino a 95°
- Telaio in alluminio anodizzato per resistenza alla corrosione



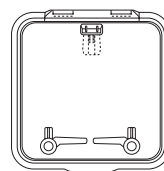
Size 10



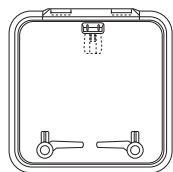
Size 20



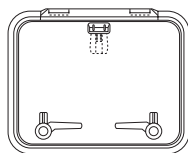
Size 30



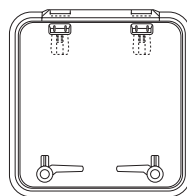
Size 40



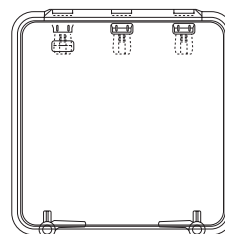
Size 44<sup>1</sup>



Size 50



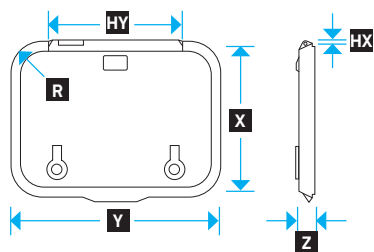
Size 60



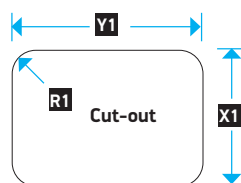
Size 70

<sup>1</sup> Dimensione minima richiesta da ISO9094 per le vie di sfuggita

## Dimensioni esterne



## Dimensioni taglio



Telaio con flangia 25mm



Telaio con base piana

PART NUMBER	Size	LOWER FRAME	OVERALL DIMENSIONS								CUT-OUT DIMENSIONS Change if Trimkits are used						HATCH WEIGHT	ACRYLIC WINDOW THICKNESS						
			X LENGTH		Y WIDTH		Z HEIGHT		R RADII		HX HINGE LENGTH	HY HINGE WIDTH	X1 LENGTH		Y1 WIDTH			R1 RADII	kg	lb	mm	in		
			mm	in	mm	in	mm	in	mm	in	mm	in	mm	in	mm	in	mm	in	mm	in				
39610050	10	Flat Base Flange	324	12 3/4	324	12 3/4	39.5	1 9/16	75	2 15/16	5	3/16	138	5 7/16	255	10 1/16	255	10 1/16	40	1 9/16	2.26	5.77	10	3/8
39610070															260	10 1/4	260	10 1/4	42.5	1 11/16				
39620050	20	Flat Base Flange	266	10 1/2	411	16 3/16	39.5	1 9/16	69	2 11/16	5	3/16	225	8 7/8	197	7 3/4	342	13 7/16	34	1 5/16	2.74	6.04	10	3/8
39620070															202	7 15/16	347	13 11/16	36.5	1 7/16				
39630050	30	Flat Base Flange	391	15 3/8	521	20 1/2	39.5	1 9/16	75	2 15/16	5	3/16	335	13 3/16	322	12 11/16	452	17 13/16	40	1 9/16	4.5	9.9	10	3/8
39630070															327	12 7/8	457	18	42.5	1 11/16				
39640050	40	Flat Base Flange	485	19 1/8	485	19 1/8	39.5	1 9/16	75	2 15/16	5	3/16	299	11 3/4	416	16 3/8	416	16 3/8	40	1 9/16	4.76	10.5	10	3/8
39640070															421	16 9/16	421	16 9/16	42.5	1 11/16				
39644050	44	Flat Base Flange	509	20 1/16	509	20 1/16	43	1 11/16	76	3	4	3/16	302	11 7/8	437	17 3/16	437	17 3/16	40	1 9/16	5	11	12	1/2
39644070															442	17 3/8	442	17 3/8	42.5	1 11/16				
39650050	50	Flat Base Flange	444	17 1/2	574	22 5/8	43	1 11/16	76	3	4	3/16	367	14 7/16	372	14 5/8	502	19 3/4	40	1 9/16	7.3	16.1	12	1/2
39650070															377	14 13/16	507	19 15/16	42.5	1 11/16				
39660050	60	Flat Base Flange	574	22 5/8	574	22 5/8	43	1 11/16	76	3	4	3/16	367	14 7/16	502	19 3/4	502	19 3/4	40	1 9/16	8	17.6	12	1/2
39660070															507	19 15/16	507	19 15/16	42.5	1 11/16				
39670050	70	Flat Base Flange	694	27 5/16	694	27 5/16	43	1 11/16	76	3	4	3/16	487	19 3/16	622	24 1/2	622	24 1/2	40	1 9/16	10.8	23.8	12	1/2
39670070															627	24 11/16	627	24 11/16	42.5	1 11/16				