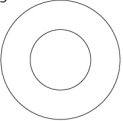





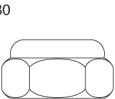







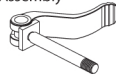

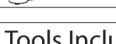



## Flex mount installation instructions

Parts List					Tools Required	
60085  x1	60525  x1	101817  x2	Bottom Clamp '1'  x1	Adapter  x1		Power drill
60080  x1	60516  x4	101819  x1	Main Body '2'  x1	Top Clamp '3'  x1		Hole Saw ø16mm (5/8") ø24mm (15/16")
		175PF-RAIL-8, 12 or 15  x1	Top Clamp '4'  x1	Lever Assembly  x1		ø7.0mm
						13mm Socket Wrench
					Tools Included	
						M5 Pin torx Wrench (63516)

