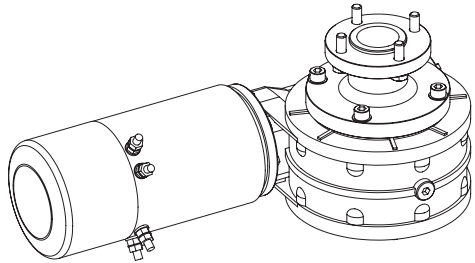
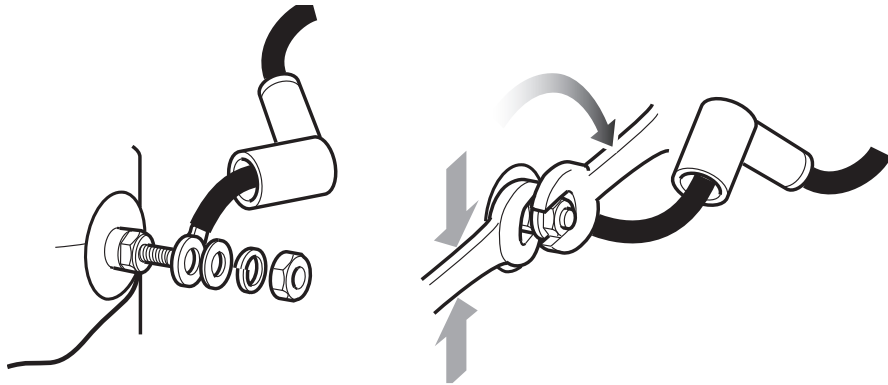


## Electric Motor Installation Warning



When wiring Lewmar electric motor into the ship's electrical system the following caution must be taken.

When tightening the front nut hold the back nut with a separate wrench to make sure the back nut does not turn. If the back nut turns, serious damage will occur, voiding Lewmar's warranty on the electric motor. Tighten M8 front nut to a torque setting of 15Nm to 18Nm.

**LEWMAR®****UK & International Distribution**

Lewmar  
Southmoor Lane  
Havant, Hampshire  
PO9 1JJ  
UK

Tel: +44 (0)23 9247 1841  
Fax: +44 (0)23 9248 5720  
Email: info@lewmar.com

[www.lewmar.com](http://www.lewmar.com)

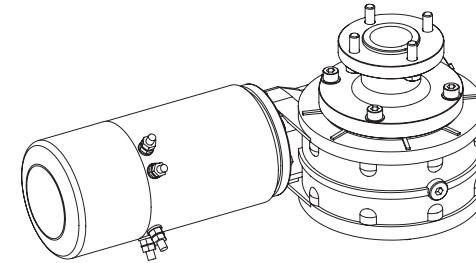
**USA**

Lewmar  
351 New Whitfield Street  
Guilford, CT  
06437  
USA

Tel: +1 203 458 6200  
Fax: +1 203 453 5669  
Email: info@lewmarusa.com

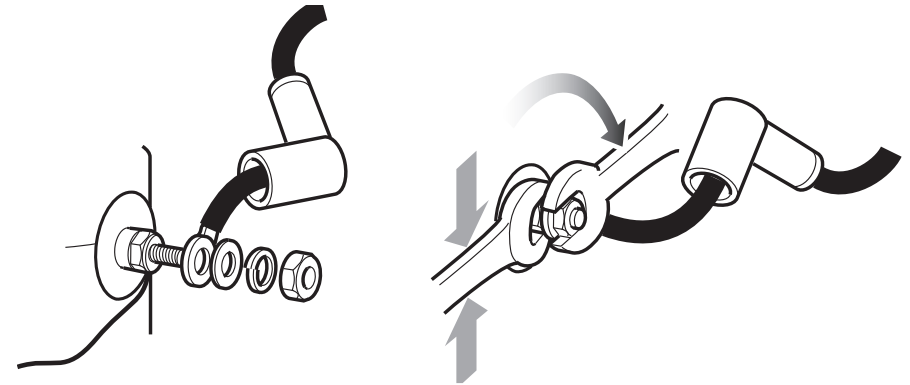
Lewmar Electric Motor Installation Warning ref B10508 Iss.2

## Electric Motor Installation Warning



When wiring Lewmar electric motor into the ship's electrical system the following caution must be taken.

When tightening the front nut hold the back nut with a separate wrench to make sure the back nut does not turn. If the back nut turns, serious damage will occur, voiding Lewmar's warranty on the electric motor. Tighten M8 front nut to a torque setting of 15Nm to 18Nm.

**LEWMAR®****UK & International Distribution**

Lewmar  
Southmoor Lane  
Havant, Hampshire  
PO9 1JJ  
UK

Tel: +44 (0)23 9247 1841  
Fax: +44 (0)23 9248 5720  
Email: info@lewmar.com

[www.lewmar.com](http://www.lewmar.com)

**USA**

Lewmar  
351 New Whitfield Street  
Guilford, CT  
06437  
USA

Tel: +1 203 458 6200  
Fax: +1 203 453 5669  
Email: info@lewmarusa.com

Lewmar Electric Motor Installation Warning ref B10508 Iss.2